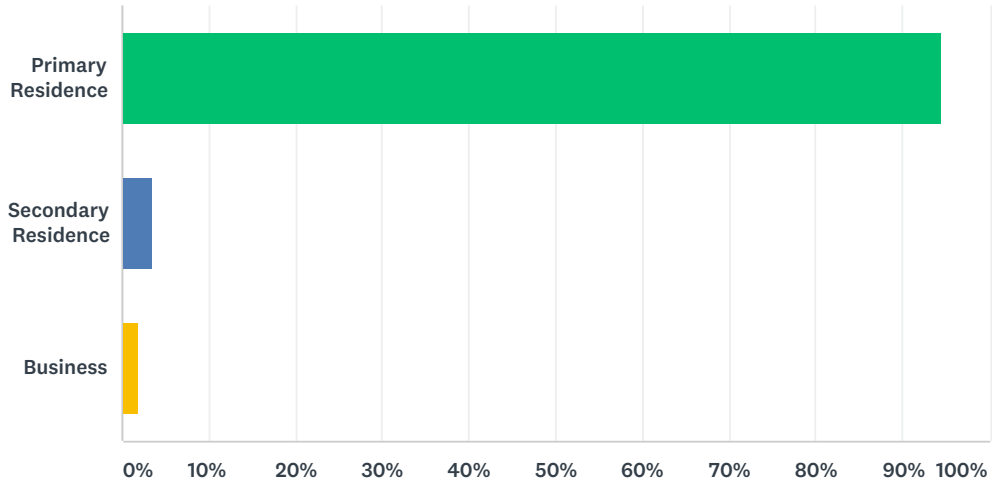


Q1 Address - Number and Street Name in Shaftsbury, VT

Answered: 256 Skipped: 2

Q2 Primary, Secondary Residence or Business

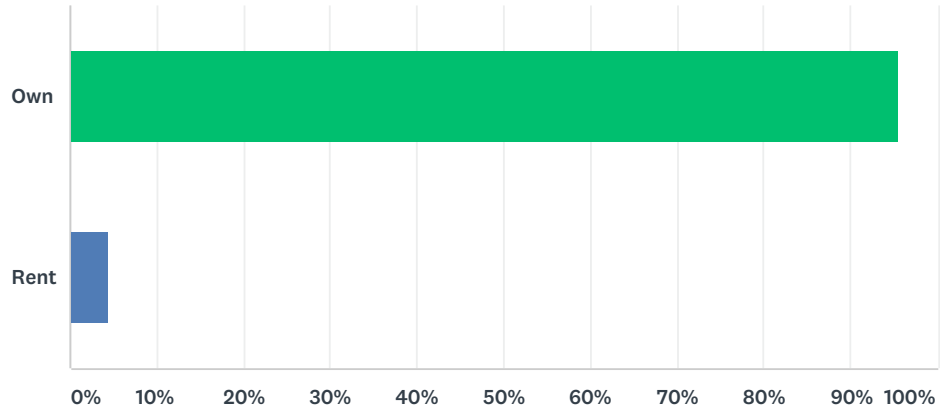
Answered: 255 Skipped: 3



ANSWER CHOICES	RESPONSES	
Primary Residence	94.51%	241
Secondary Residence	3.53%	9
Business	1.96%	5
TOTAL		255

Q3 Do you own or rent?

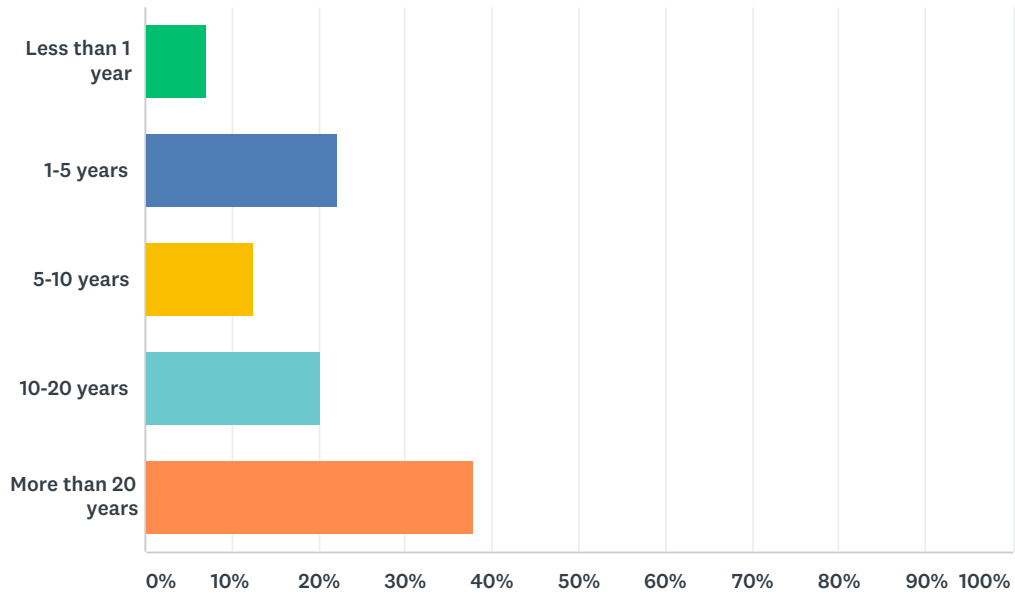
Answered: 255 Skipped: 3



ANSWER CHOICES	RESPONSES	
Own	95.69%	244
Rent	4.31%	11
TOTAL		255

Q4 How long have you been a resident at this address?

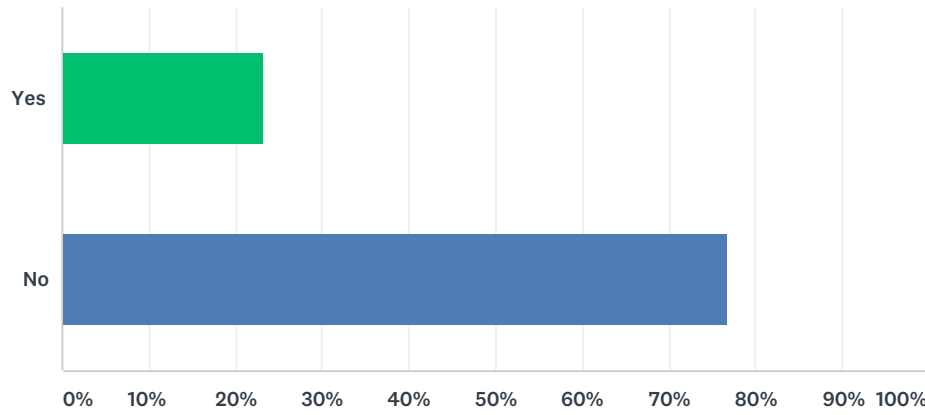
Answered: 256 Skipped: 2



ANSWER CHOICES	RESPONSES	
Less than 1 year	7.03%	18
1-5 years	22.27%	57
5-10 years	12.50%	32
10-20 years	20.31%	52
More than 20 years	37.89%	97
TOTAL		256

Q5 Do you have K-12 children in your household?

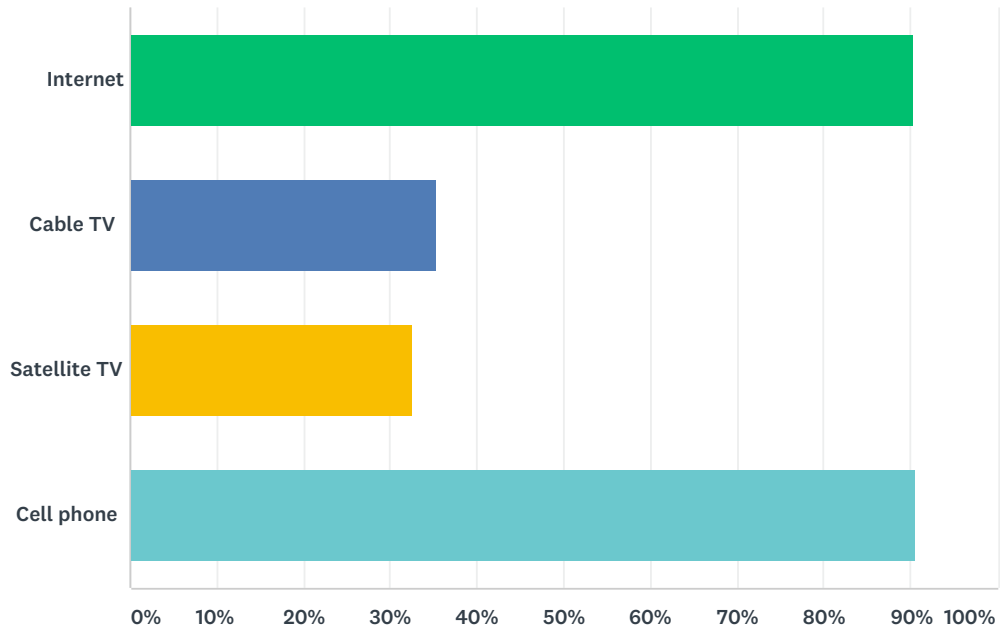
Answered: 254 Skipped: 4



ANSWER CHOICES	RESPONSES	
Yes	23.23%	59
No	76.77%	195
TOTAL		254

Q6 Which of these services do you subscribe to? (Check all that apply.)

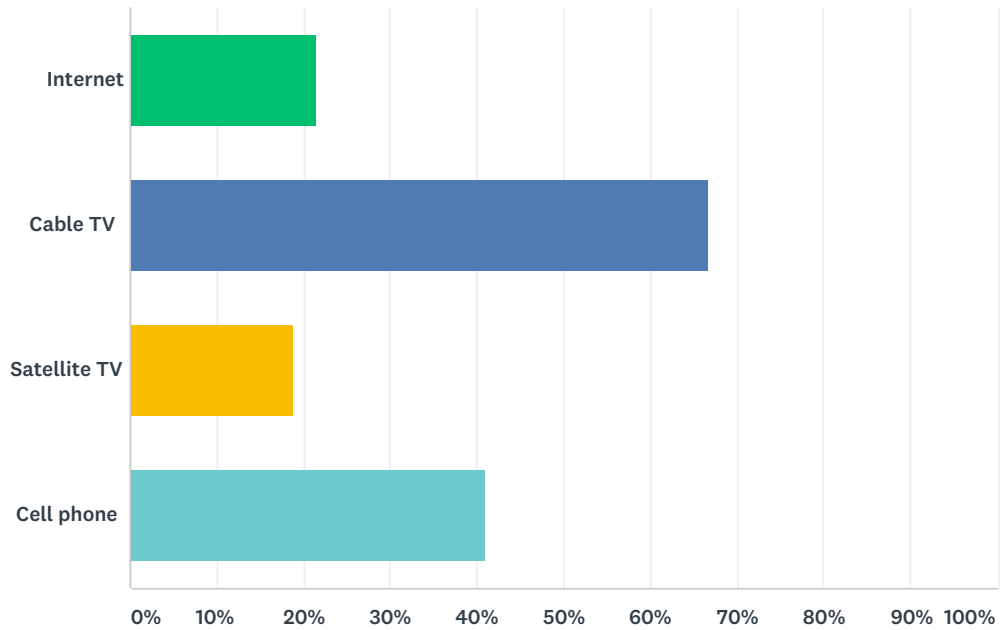
Answered: 257 Skipped: 1



ANSWER CHOICES	RESPONSES	
Internet	90.27%	232
Cable TV	35.41%	91
Satellite TV	32.68%	84
Cell phone	90.66%	233
Total Respondents: 257		

Q7 Which services are not available at your house?

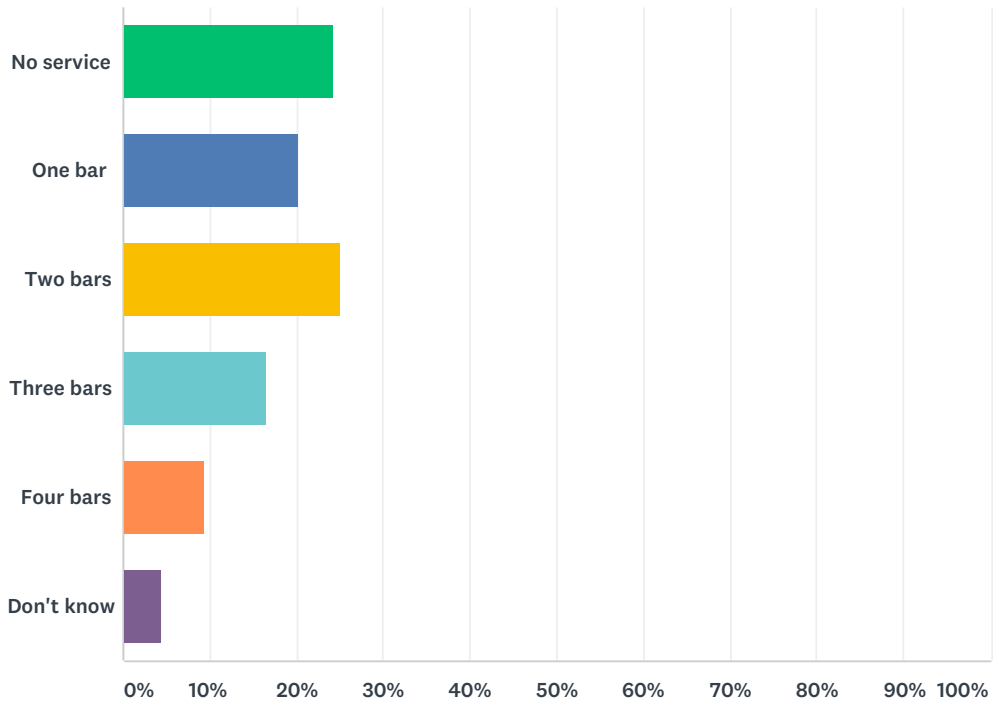
Answered: 144 Skipped: 114



ANSWER CHOICES	RESPONSES	
Internet	21.53%	31
Cable TV	66.67%	96
Satellite TV	18.75%	27
Cell phone	40.97%	59
Total Respondents: 144		

Q8 What is the quality of your cell service at your home?

Answered: 255 Skipped: 3



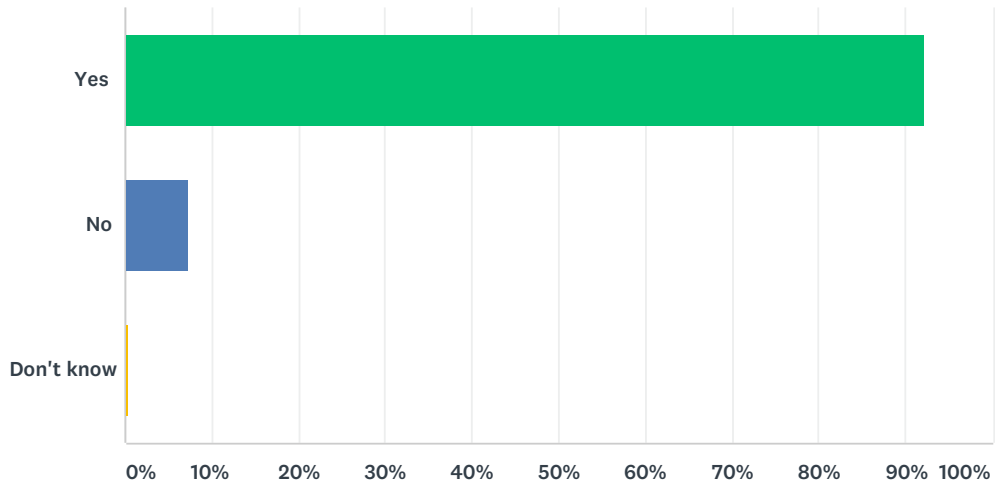
ANSWER CHOICES	RESPONSES	
No service	24.31%	62
One bar	20.39%	52
Two bars	25.10%	64
Three bars	16.47%	42
Four bars	9.41%	24
Don't know	4.31%	11
TOTAL		255

Q9 Who is your cell service provider?

Answered: 250 Skipped: 8

Q10 Is Internet service available at your house?

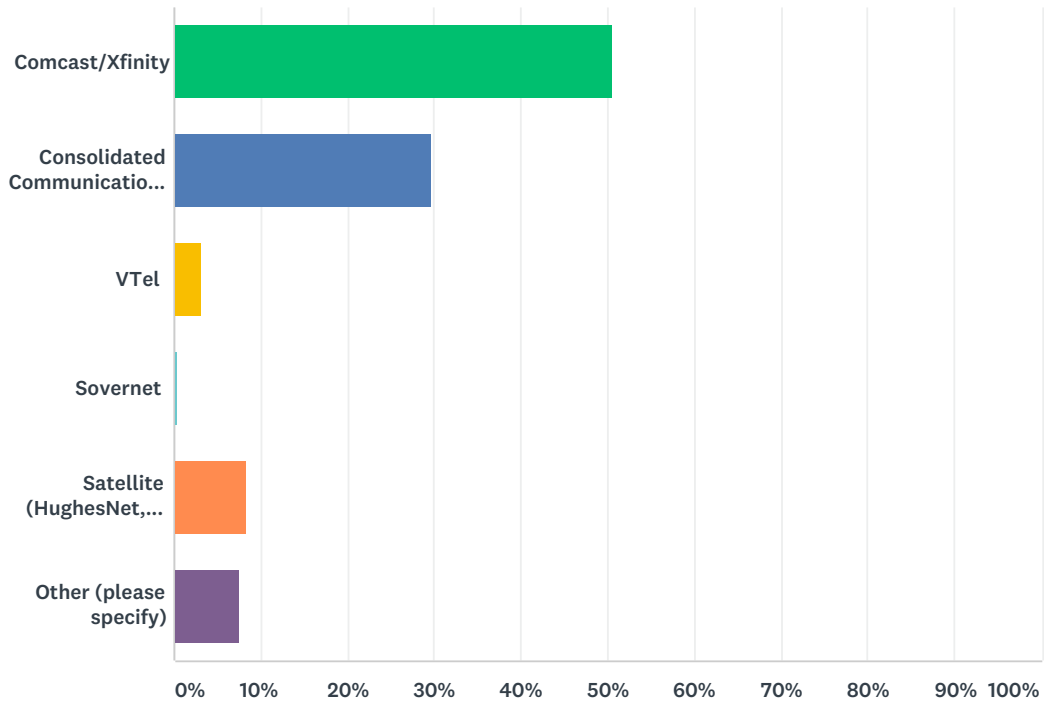
Answered: 256 Skipped: 2



ANSWER CHOICES	RESPONSES	
Yes	92.19%	236
No	7.42%	19
Don't know	0.39%	1
TOTAL		256

Q11 Who is your Internet provider?

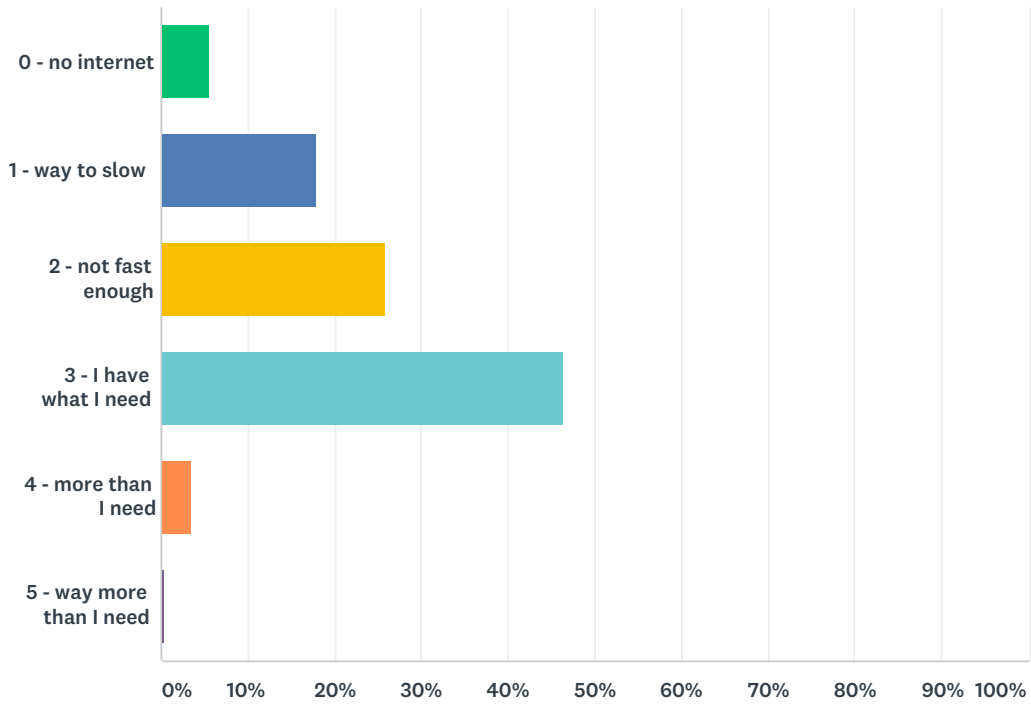
Answered: 249 Skipped: 9



ANSWER CHOICES	RESPONSES	
Comcast/Xfinity	50.60%	126
Consolidated Communication (formerly Fairpoint)	29.72%	74
VTel	3.21%	8
Sovernet	0.40%	1
Satellite (HughesNet, Wild Blue)	8.43%	21
Other (please specify)	7.63%	19
TOTAL		249

Q12 Is the speed of your internet sufficient for your use

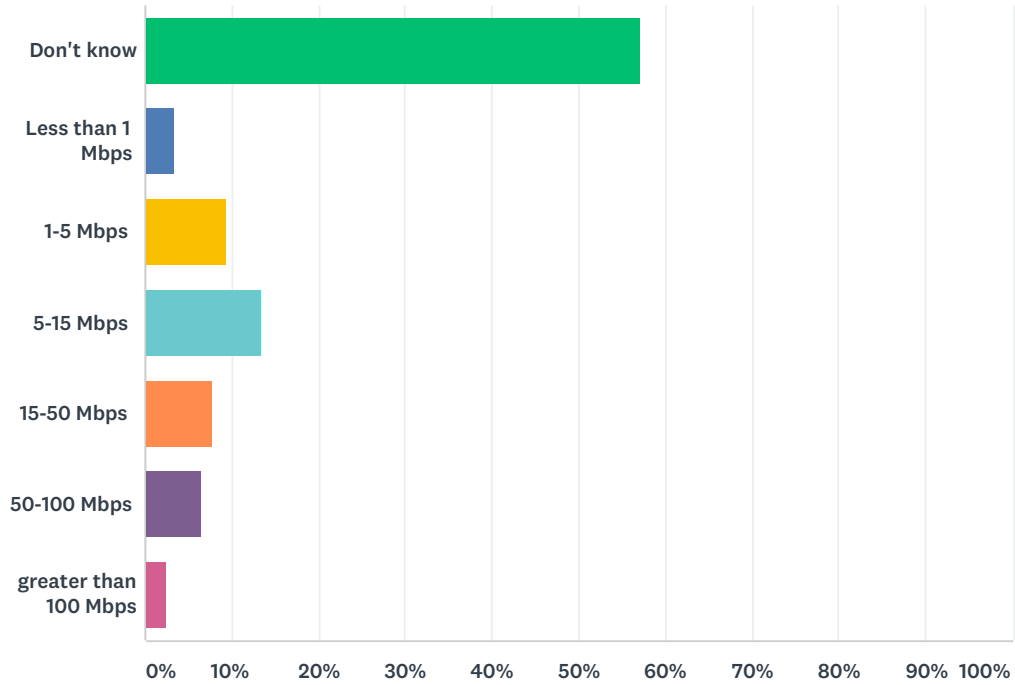
Answered: 250 Skipped: 8



ANSWER CHOICES	RESPONSES	
0 - no internet	5.60%	14
1 - way to slow	18.00%	45
2 - not fast enough	26.00%	65
3 - I have what I need	46.40%	116
4 - more than I need	3.60%	9
5 - way more than I need	0.40%	1
TOTAL		250

Q13 What is your download speed

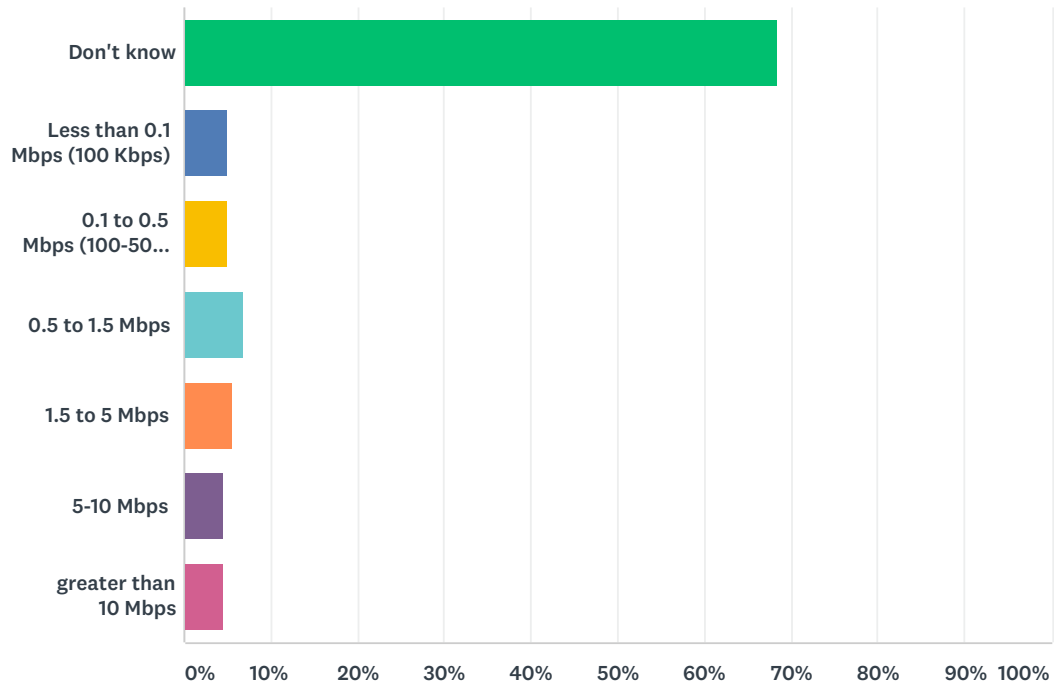
Answered: 245 Skipped: 13



ANSWER CHOICES	RESPONSES	
Don't know	57.14%	140
Less than 1 Mbps	3.27%	8
1-5 Mbps	9.39%	23
5-15 Mbps	13.47%	33
15-50 Mbps	7.76%	19
50-100 Mbps	6.53%	16
greater than 100 Mbps	2.45%	6
TOTAL		245

Q14 What is your upload speed?

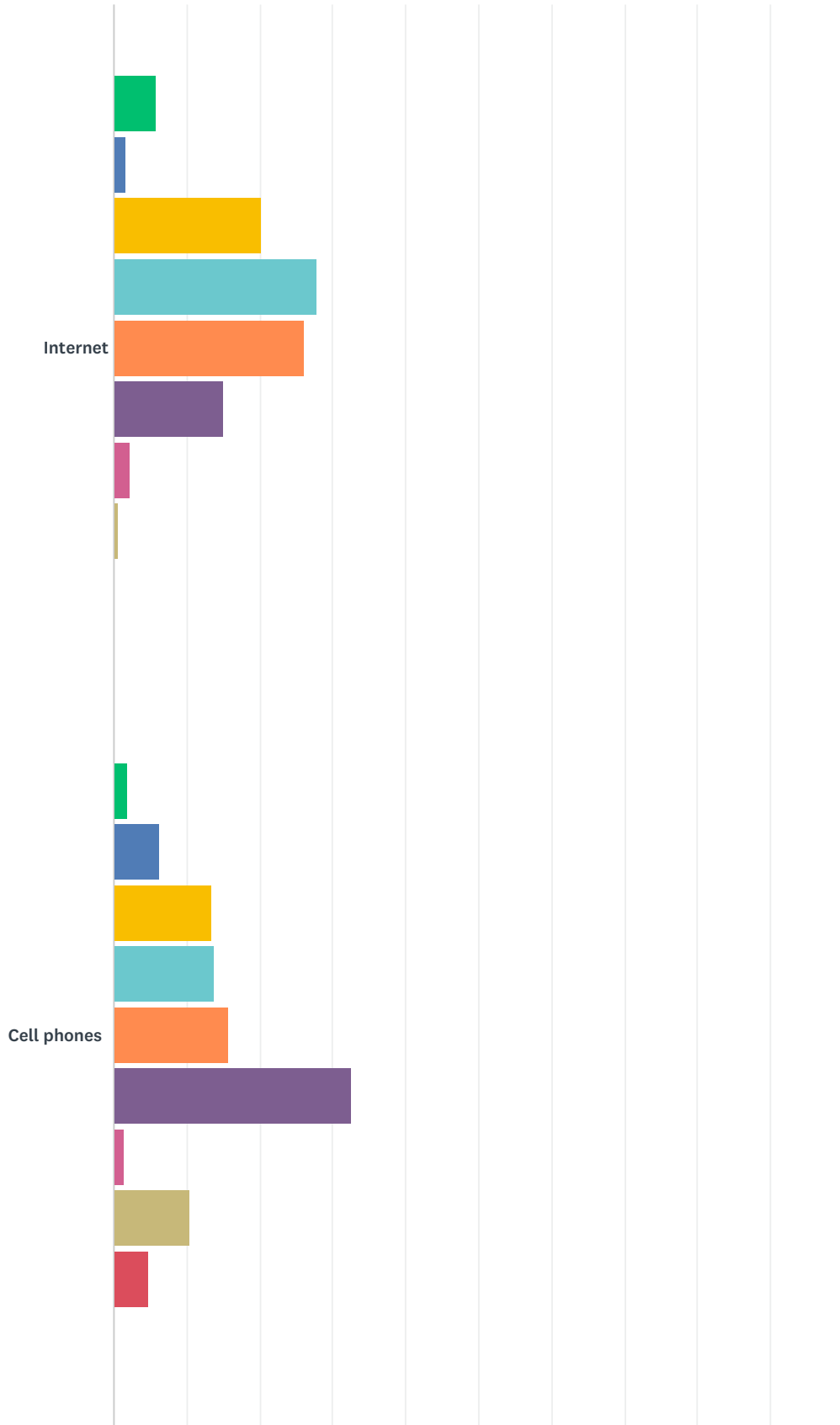
Answered: 244 Skipped: 14



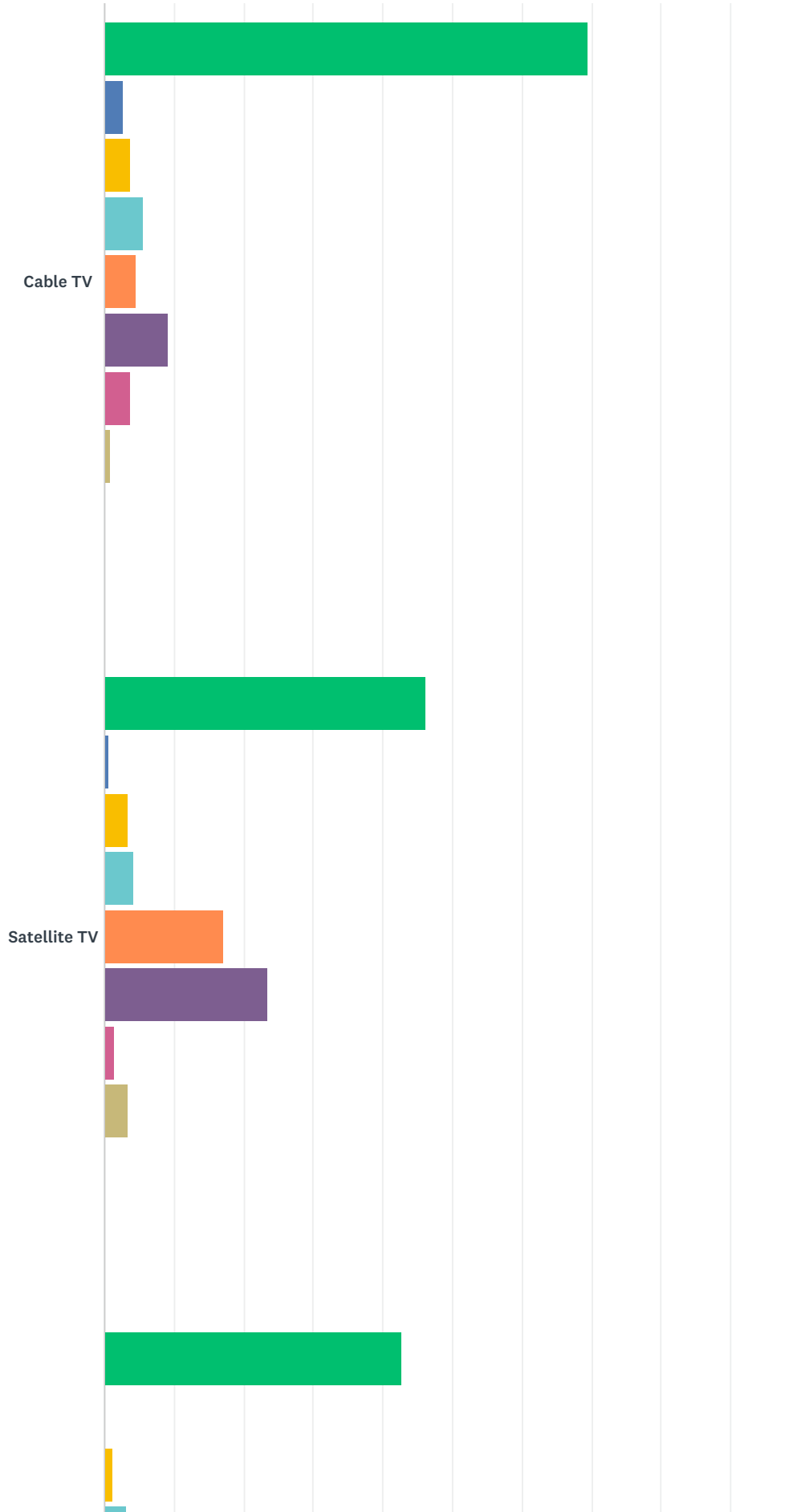
ANSWER CHOICES	RESPONSES	
Don't know	68.44%	167
Less than 0.1 Mbps (100 Kbps)	4.92%	12
0.1 to 0.5 Mbps (100-500 Kbps)	4.92%	12
0.5 to 1.5 Mbps	6.97%	17
1.5 to 5 Mbps	5.74%	14
5-10 Mbps	4.51%	11
greater than 10 Mbps	4.51%	11
TOTAL		244

Q15 How much do you spend a month on:

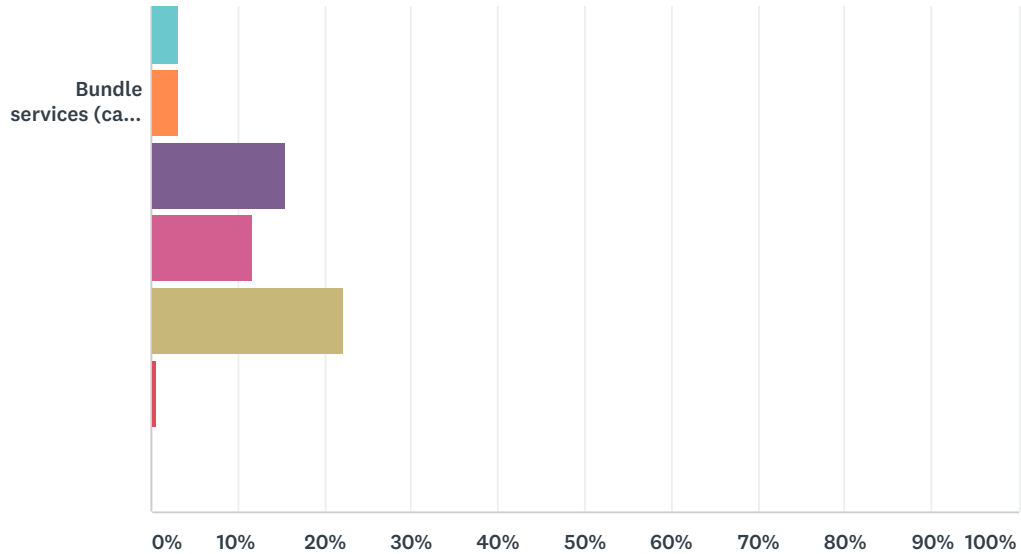
Answered: 254 Skipped: 4



Shaftsbury Internet Survey 2019



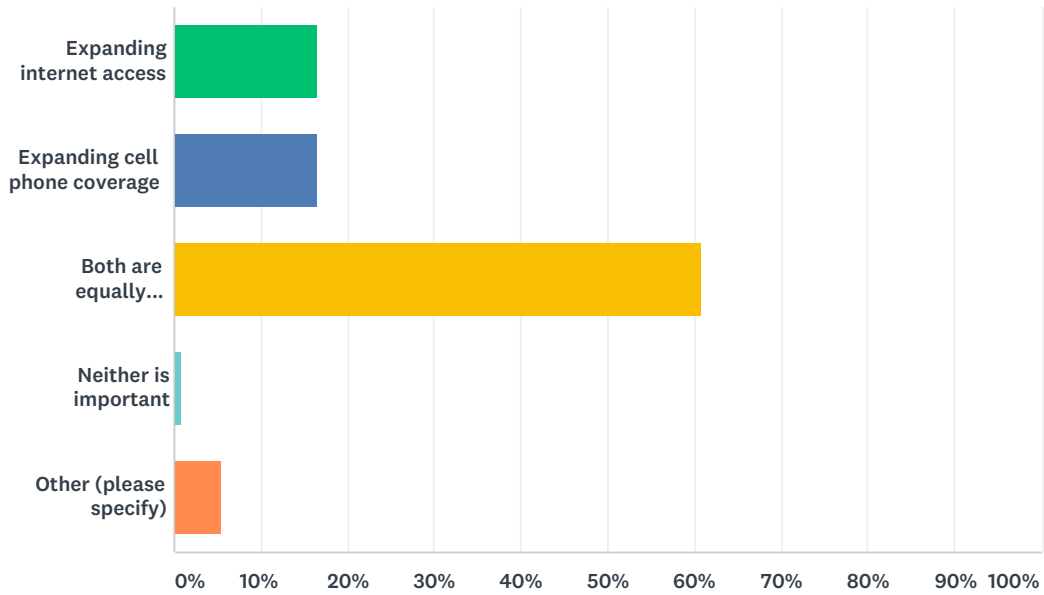
Shaftsbury Internet Survey 2019



	\$0	LESS THAN \$25	\$25-50	\$50-75	\$75-100	\$100-150	\$150-200	\$200-300	MORE THAN \$300	TOTAL RESPONDENTS
Internet	5.81% 10	1.74% 3	20.35% 35	27.91% 48	26.16% 45	15.12% 26	2.33% 4	0.58% 1	0.00% 0	172
Cell phones	1.91% 4	6.22% 13	13.40% 28	13.88% 29	15.79% 33	32.54% 68	1.44% 3	10.53% 22	4.78% 10	209
Cable TV	69.44% 75	2.78% 3	3.70% 4	5.56% 6	4.63% 5	9.26% 10	3.70% 4	0.93% 1	0.00% 0	108
Satellite TV	46.21% 67	0.69% 1	3.45% 5	4.14% 6	17.24% 25	23.45% 34	1.38% 2	3.45% 5	0.00% 0	145
Bundle services (cable TV, Internet, phone combined such as a Comcast package)	42.59% 69	0.00% 0	1.23% 2	3.09% 5	3.09% 5	15.43% 25	11.73% 19	22.22% 36	0.62% 1	162

Q16 What is more imporant?

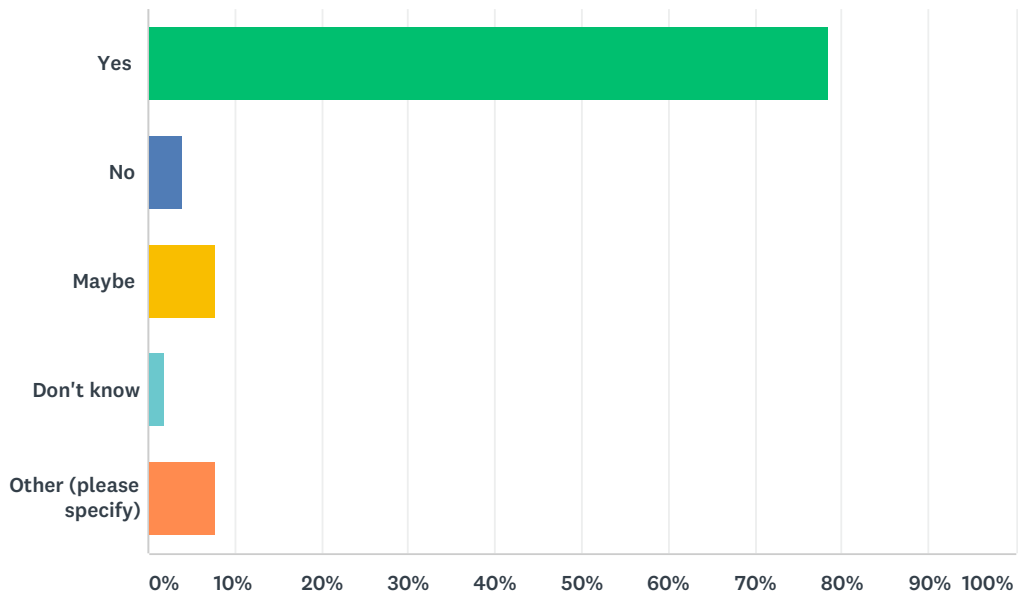
Answered: 255 Skipped: 3



ANSWER CHOICES	RESPONSES	
Expanding internet access	16.47%	42
Expanding cell phone coverage	16.47%	42
Both are equally important	60.78%	155
Neither is important	0.78%	2
Other (please specify)	5.49%	14
TOTAL		255

Q17 Would you support efforts by the town to expand internet coverage to all homes and businesses?

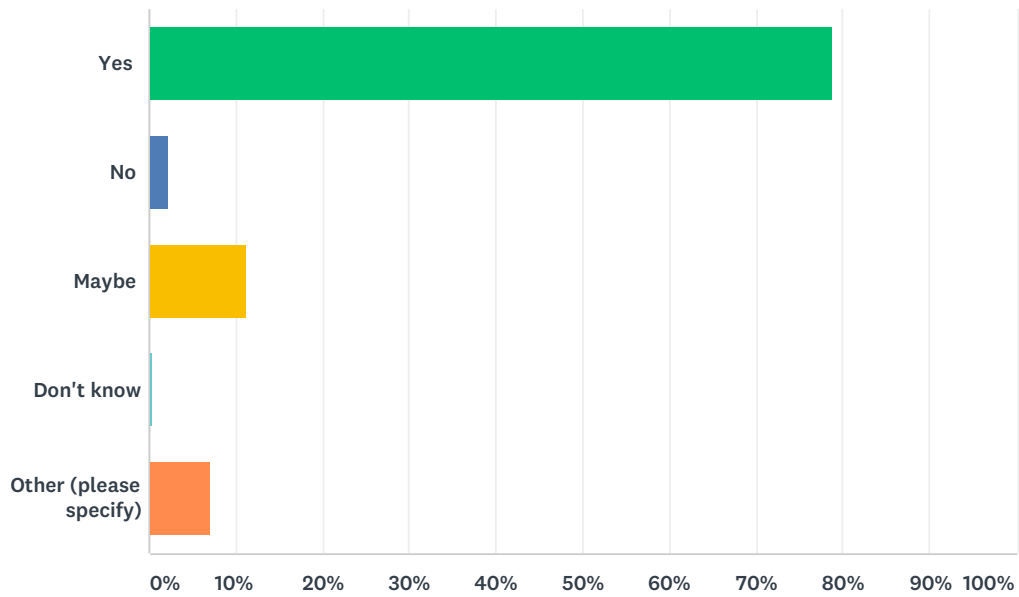
Answered: 255 Skipped: 3



ANSWER CHOICES	RESPONSES	
Yes	78.43%	200
No	3.92%	10
Maybe	7.84%	20
Don't know	1.96%	5
Other (please specify)	7.84%	20
TOTAL		255

Q18 Would you support efforts by the town to expand cell phone coverage

Answered: 255 Skipped: 3



ANSWER CHOICES	RESPONSES	
Yes	78.82%	201
No	2.35%	6
Maybe	11.37%	29
Don't know	0.39%	1
Other (please specify)	7.06%	18
TOTAL		255